





How to Use Zoom

Stay Connected from Anywhere



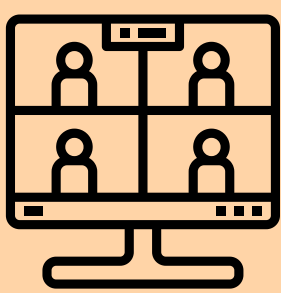
Create an Account

To start using Zoom, create an account on the Zoom website by clicking on the "Sign Up" button. Once you've created an account, download the Zoom app on your computer or mobile device.



Join a Meeting

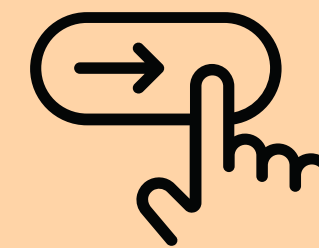
To join a Zoom meeting, you'll need the meeting link or ID provided by the meeting host. Once you have this information, click on the link or enter the ID in the Zoom app to join the meeting. You can also join a meeting by dialing in using your phone.



During the Meeting

Once you're in the meeting, use the following features provided by Zoom:

- Video and Audio Settings: Turn your video and audio on or off, mute or unmute yourself or other participants.
- Screen Sharing: Share your screen with others in the meeting.
- Chat: Send messages to other participants in the meeting.
- Recording: Record the meeting for future reference.



End the Meeting

To end the meeting, click on the "End Meeting" button. This will close the meeting for all participants.



Stay Connected